

[PAR-170] [Parking Apps] All Apps Overview Created: 10/14/24 Updated: 10/15/24 Resolved: 10/14/24

Status:	New		
Project:	Cubework Parking		
Component/s:	None		
Affects Version/s:	None		
Fix Version/s:	None		
Type:	Story	Priority:	Major
Reporter:	Bassel Matta	Assignee:	zhenyan.guo
Resolution:	Unresolved	Votes:	0
Labels:	Parking		
Remaining Estimate:	Not Specified		
Time Spent:	Not Specified		
Original Estimate:	Not Specified		
Attachments:			
Dev Hours:	0		
Story Points:	0		
Test Hours:	0		
Test Points:	0		

Description

We have 4 parking platforms to work on and develop:

- **Seller parking mobile app** - GENERIC to be used by any parking lot owner and charge 10% app management fees and charge for the barcode signs. *Caleb for frontend. BJ dev team for backend.*

To Do:

-download QR code, should be QR code only , so that owner can use that QR code to make their own sign:



-Terms & conditions can not show all content, if you can not show all , should be a show more link to see all terms and condition's content

-when the seller click QR code on mobile app list page:

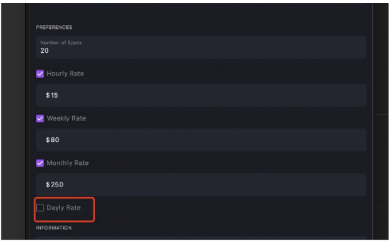


show the barcode menu like in the detail page:



Change this to be "Daily Rate"

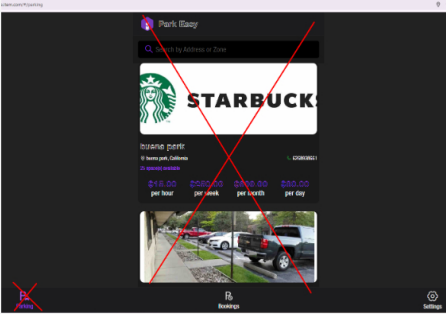




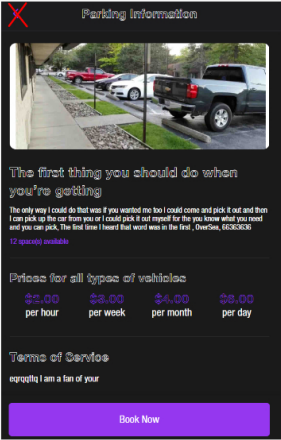
- **Driver parking web app** (GENERIC like H5 for cubework but doesn't have the facility selection page, the user just can scan QR code when they go to the location and select duration and spots and pay online)

To Do:

-Remove the first page that has the parking lot selection which is the "Parking" Tab: (only show this first page or the cubework parking web app so the user can reserve in a specific facility)

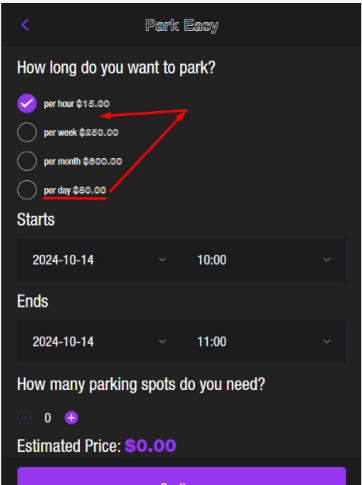


-Go straight to the parking information page once scan barcode:



Reorganize the page where the rates are in the following order:

- per hour
- per day
- per week
- per month




Continue

Back

9:00

Camera

Parking Information

 **STARBUCK**

buena park
6141 orangethorpe ave, buena park, California, 90620
25 space(s) available

Prices for all types of vehicles

\$15.00 per hour	\$250.00 per week	\$600.00 per month	\$80.00 per day
----------------------------	-----------------------------	------------------------------	---------------------------

Terms of Service
Parking Terms and Conditions 1. Acceptance of Terms By using this parking facility, you agree to comply with the following terms and conditions. Parking is subject to availability, and we reserve the right to refuse entry. 2. Liability The management is

Book Now

parkeasy-stage.item.com

-once the user finish the booking , driver should receive the SMS with the link, the link can go to the book detailed reservation page.

-if user already verified the phone#, on this page will show that #, no need to ask fill again

9:01

Camera

Park Easy

Review Order
Do you want to get text notifications?
Add your phone number to get text notifications about your parking session. Messaging and data rates may apply.

Phone Number

Order Details

Facility
buena park

Duration
10/14/2024 09:00 AM - 10/14/2024 10:00 AM

Parking spots
1

Vehicle
Payment (\$15.00)

Back

parkeasy-stage.item.com

-should be "Vehicle License Plate #" , and the max LP# can not be exceed the booked spot qty, on previous step, if book 2, so can only type in no more than 2

9:00

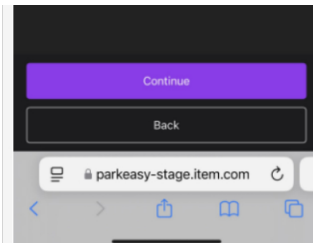
Camera

Park Easy

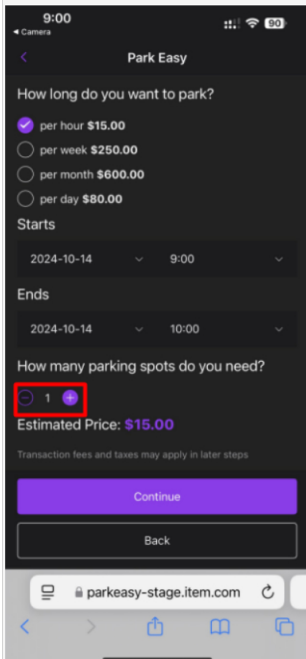
Which Vehicle?
Please make sure your vehicle information is accurate. Once your parking session starts, this information cannot be changed.

Truck License plate #

Add more license plates




-By default, just one car, so the number default should be 1



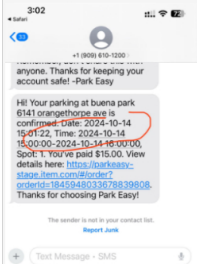
-For end time message: make text message look better with spaces between each sentences and empty lines something similar like the following:

"Your parking at {parking_lot_name}
{location_address}
ended at {end_time}
Total time: {total time}
Need to park again?"

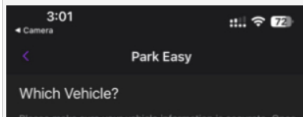
And the link should redirect the user to the main page where they can see the booking page, not the confirmation checkout page.

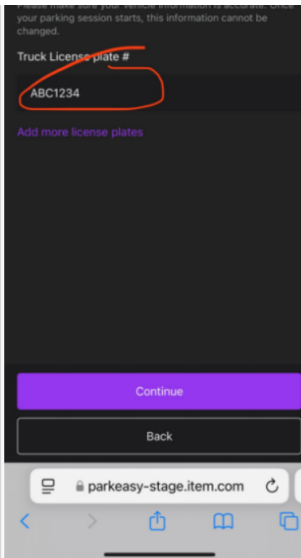


-change date format to be: mm/dd/yyyy

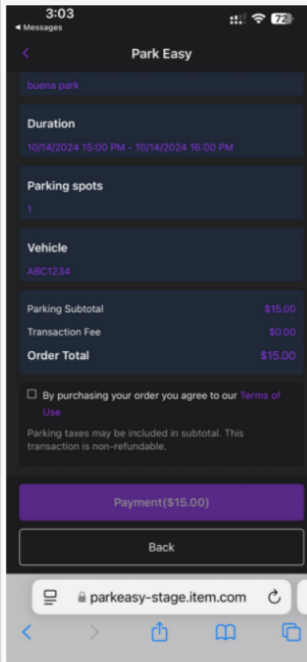


-all letter should be converted to upper case





-The link on the text message need to link to booking page confirmation, and when click to detail, do not allow to make payment again on paid detail page. It should show that the payment has been received and make the payment button not clickable and change the text on it to be "Paid Amount \$xx.xx " which is the amount the driver has paid. and don't make the user see the checkbox again.



-Create the following workflow for PHASE 2: <https://jira.logisticsteam.com/browse/PAR-171>

- **Seller parking web app** - CUBEWORK to manage all facilities and see all reservations and filter based on date and facility. This will be a clone to GENERIC seller parking app but with small modifications. PH team will work on it.

To Do:

- Finish the figma design.
- PH team to make the frontend and backend of this website and make it fully mobile optimized.

- **Driver parking web app** - CUBEWORK H5 where driver can make a reservation before arriving and camera can read the license plate...other solutions include manual gate entry with barcode scanning, RFID management and scanning, intercom code entry.

To Do:

- Work on having an RFID section that takes in a code in the app of the driver so they enter their RFID info.
- Work on getting a the code from intercom to the parking EZ system through API.

- **Valet parking web app** - GENERIC to be used by any parking lot owner and charge 10% app management fees and charge for the barcode signs. *Caleb for frontend. BJ*

dev team for backend.

To Do:

- finish and review figma design
- make JIRA tickets
- develop front and back in BJ

Comments

Comment by Bassel Matta [10/14/24]

For Generic Parking App (Driver side):

In the scenario where I dont enter a phone number on the final checkout page,
then i made payment
then it took me back to this page: (it should go to confirmation page)

<

Park Easy

Review Order

Do you want to get text notifications?

Add your phone number to get text notifications about your parking session.
Messaging and data rates may apply.

Phone Number

Enter your phone number

Order Details

Facility

buena park

Duration

10/14/2024 11:00 AM - 10/14/2024 12:00 PM

Parking spots

Payment(\$15.00)

Back

then i entered my phone number to get the message, and clicked pay now again but it shows the following error:

The error message should be "This order has been paid and your payment has been received! You will receive a text message on the phone number provided shortly!"

And if the user didn't add a phone number, maybe make it required field. and show this message when p[hone number is not inputted "Please enter your phone number to receive SMS confirmation of your reservation."

<

Park Easy

Duration

10/14/2024 11:00 AM - 10/14/2024 12:00 PM

Parking spots

1

Vehicle

hrghrth

Parking Spot

the order does not been pay,pelase re-order

\$15.00

Transaction Fee

\$0.00

Order Total

\$15.00

☒ By purchasing your order you agree to our [Terms of Use](#)

Parking taxes may be included in subtotal. This transaction is non-refundable.

Payment(\$15.00)

Back